


## Hoopla


Skip ahead: [Android](#) [Apple iOS](#) [Kindle Fire](#) [Computer Web Browser](#)

## Android

To use Hoopla on your Android device, **download the Hoopla Digital app** from the Google Play store.



If you already have an account, **enter your email address and password**, and then **tap the Log In button**. If you need to create an account, **tap Sign Up**.

The image shows the Hoopla login interface. At the top, the word "hoopla" is written in a large, blue, lowercase sans-serif font. Below the logo, there are two links: "Forgot Your Password?" on the left and "Sign Up" on the right. In the center, there is a white rectangular box containing two input fields. The first field is labeled "Email Address" and the second field is labeled "Password". Below these fields is a blue rectangular button with the text "Log In" in white. The background of the entire screen is a collage of various movie and TV show covers, including "Captain America: The Winter Soldier", "The Girl on the Train", "Orange Is the New Black", "Survivor", and "My Year in a Women's Prison".

hoopla


Forgot Your Password? Sign Up

Email Address

Password

Log In

When creating an account, **tap or search for your library**.

 Choose Your Library

### Nearby Libraries

Salt Lake County Library Services

Murray Public LibraryPortneuf District Library


Sweetwater County Library System

Teton County LibraryWilkinson Public Library

### Search For Your Library

Search...

**Enter your email address, a password, and your library card number.**  
Then, **tap the Sign Up button.**

 Account Info

Re-type email address

Your password must be at least 8 characters

Create a password

Re-enter new password

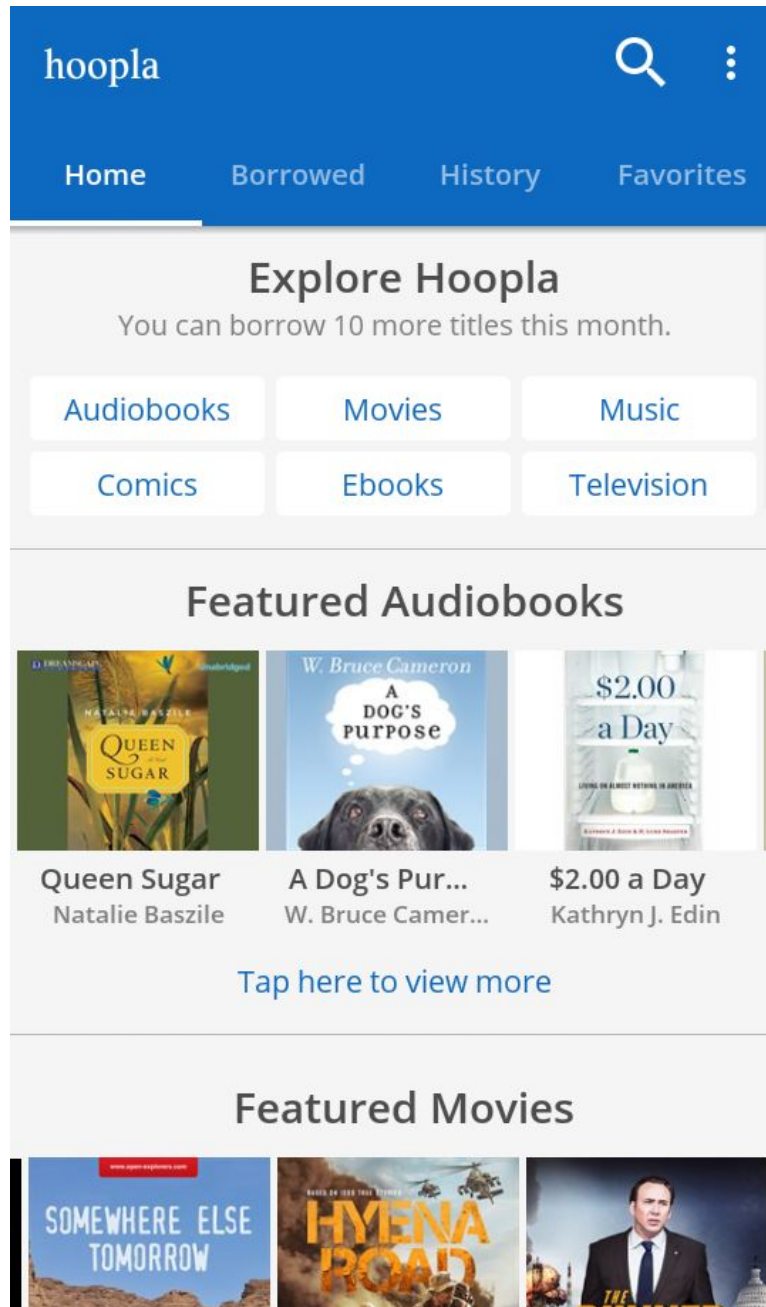
Please enter your library card without spaces. If you need further assistance, please contact the library.

Library card number

By signing up for hoopla, you are agreeing to our [terms and conditions](#) and our [privacy policy](#).

Sign Up

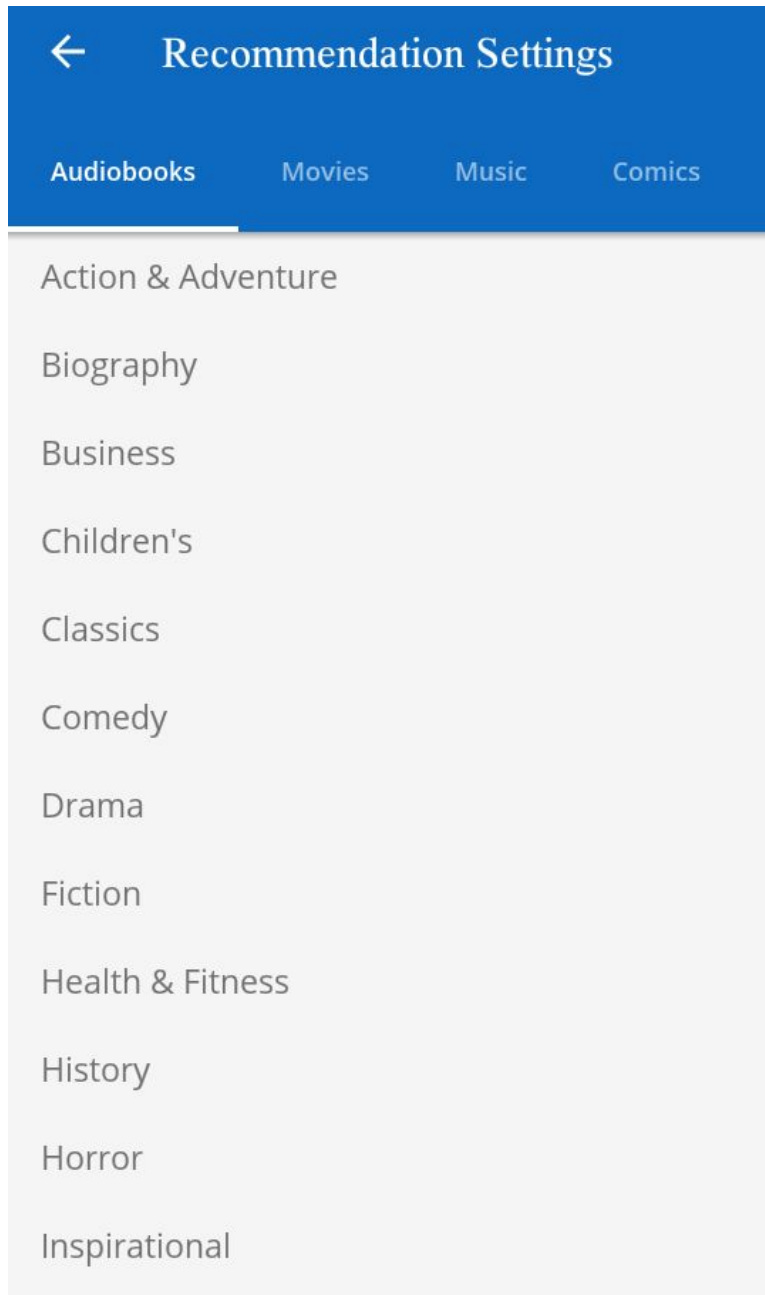
You are now able to use Hoopla. The Home tab is the first page you see after logging in. Here you can see the number of titles you can borrow during the month. Below that are buttons for the different types of media found on Hoopla. Depending on your library's subscription, you will see between one and six different media types.



**Tap a type of media** to browse its available titles. You will be taken to the Recommended tab where you can **swipe left or right** or tap to change to a different tab.

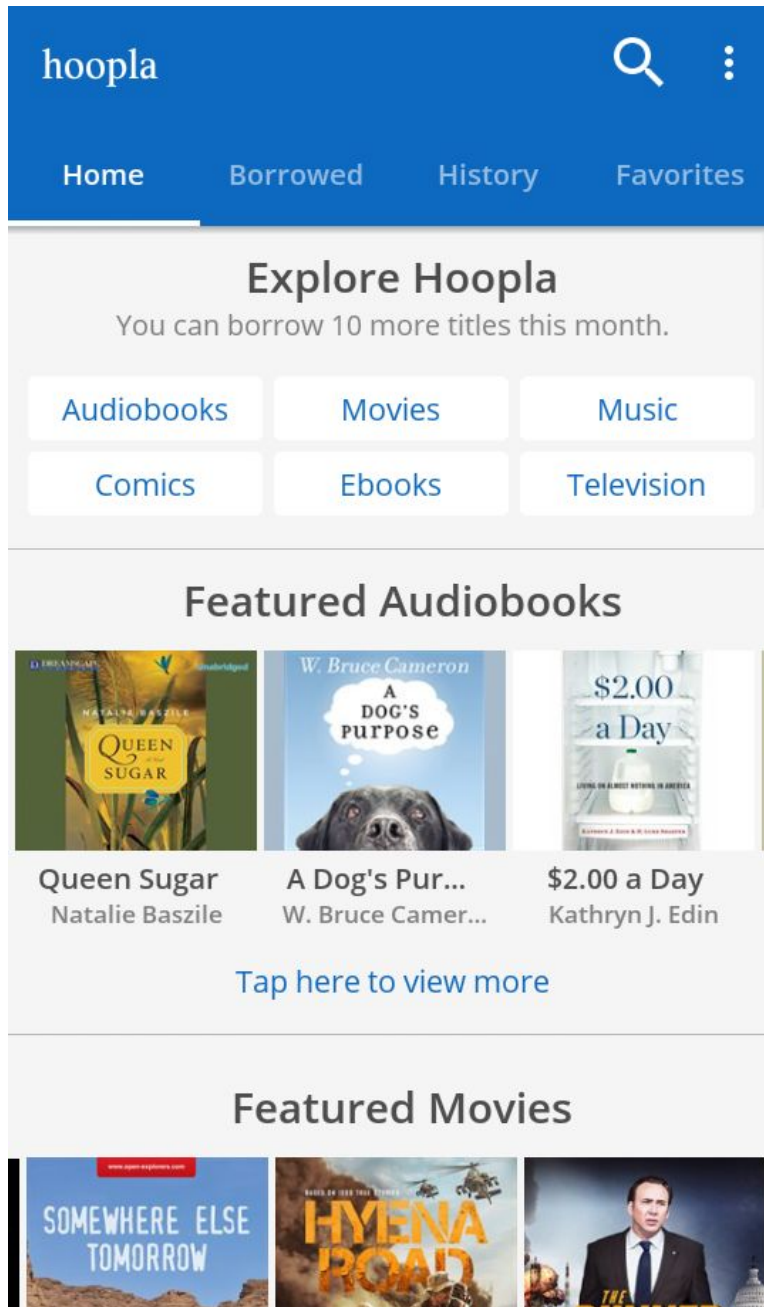


If you want to refine the titles recommended to you, scroll to the bottom of the page where you can **“Tap here to edit your recommendation settings”**. Then select genres you want Hoopla to recommend. To return to the Home page, **tap** at the top of the screen.




**Swipe up or down** to see the featured titles for each of the available types of media. When you find something interesting, **tap the title** to see more information.





On the information page you can **tap the Favorite button** to save the title for later or **tap the Borrow button** to view the title immediately.





## The Hidden Oracle

2016 384 PAGES



FAVORITE

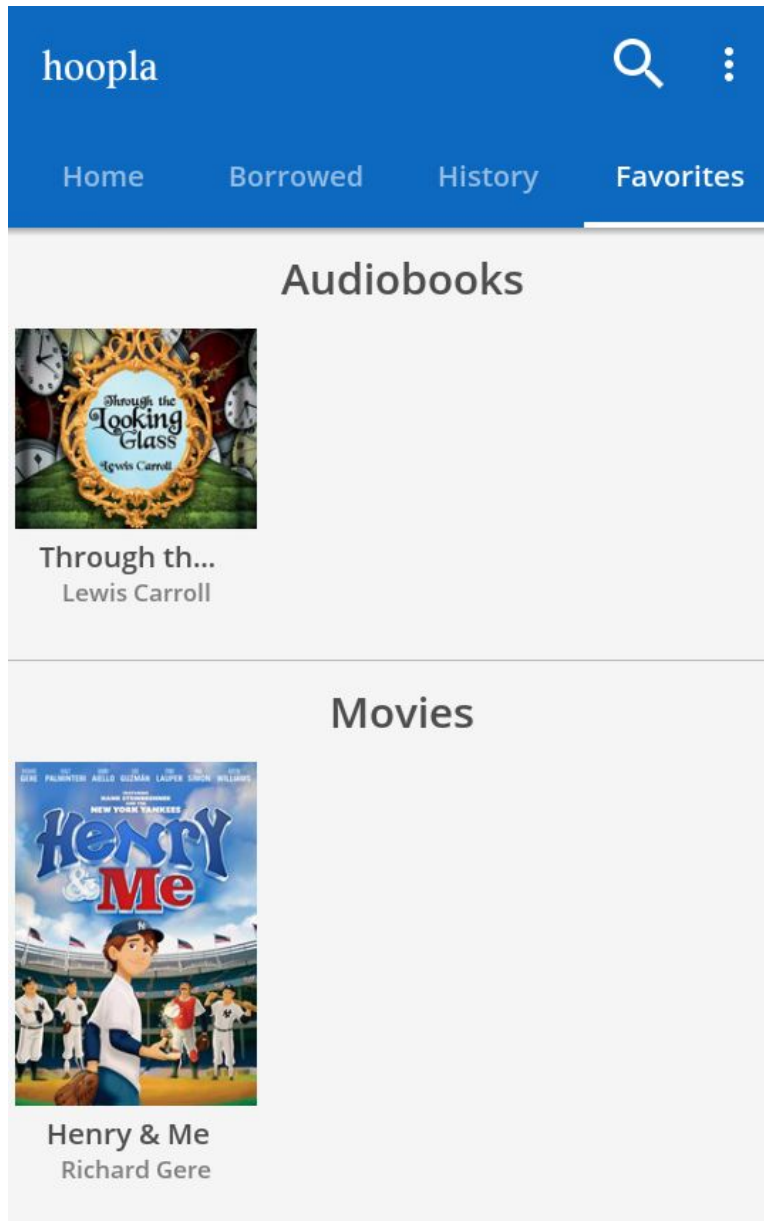
BORROW




SHARE

How do you punish an immortal? By making him human. After angering his father Zeus, the god Apollo is cast down from Olympus. Weak and disoriented, he lands in New York

If you choose to favorite a title and want to find it again, go to the home screen and **tap the Favorites tab**.



If you chose to borrow the title, the Borrow button will change to “Play” for videos, audiobooks, and music or “Read” for ebooks and comics. **Tap the “Play” or “Read” button** to start enjoying your new title.



## The Hidden Oracle

2016 384 PAGES



FAVORITE

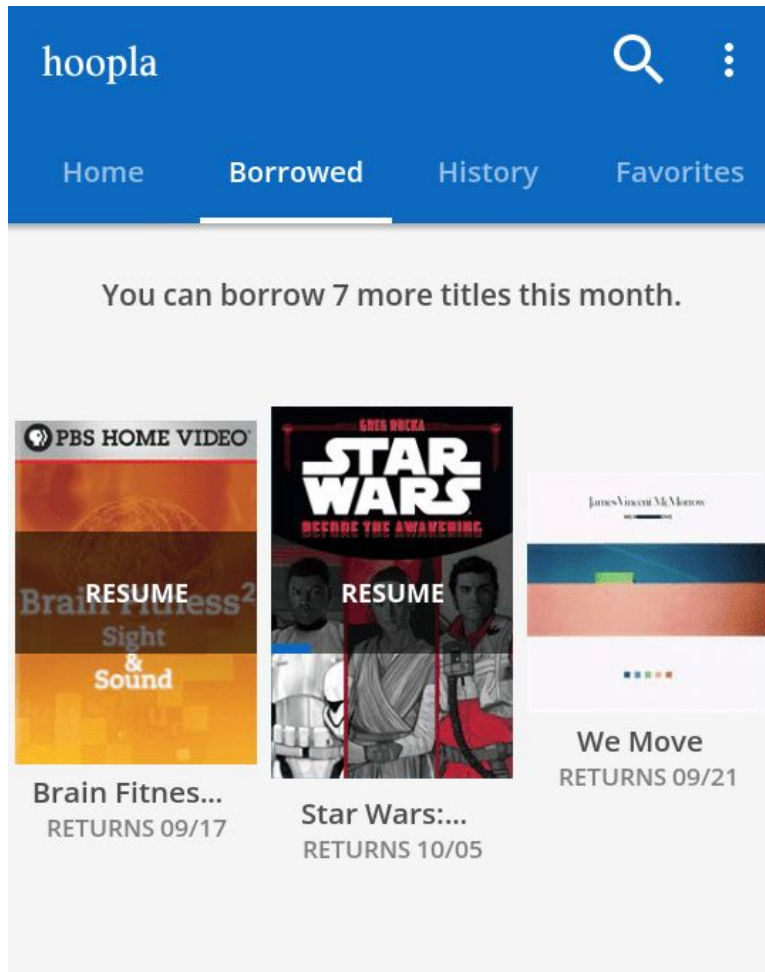
READ



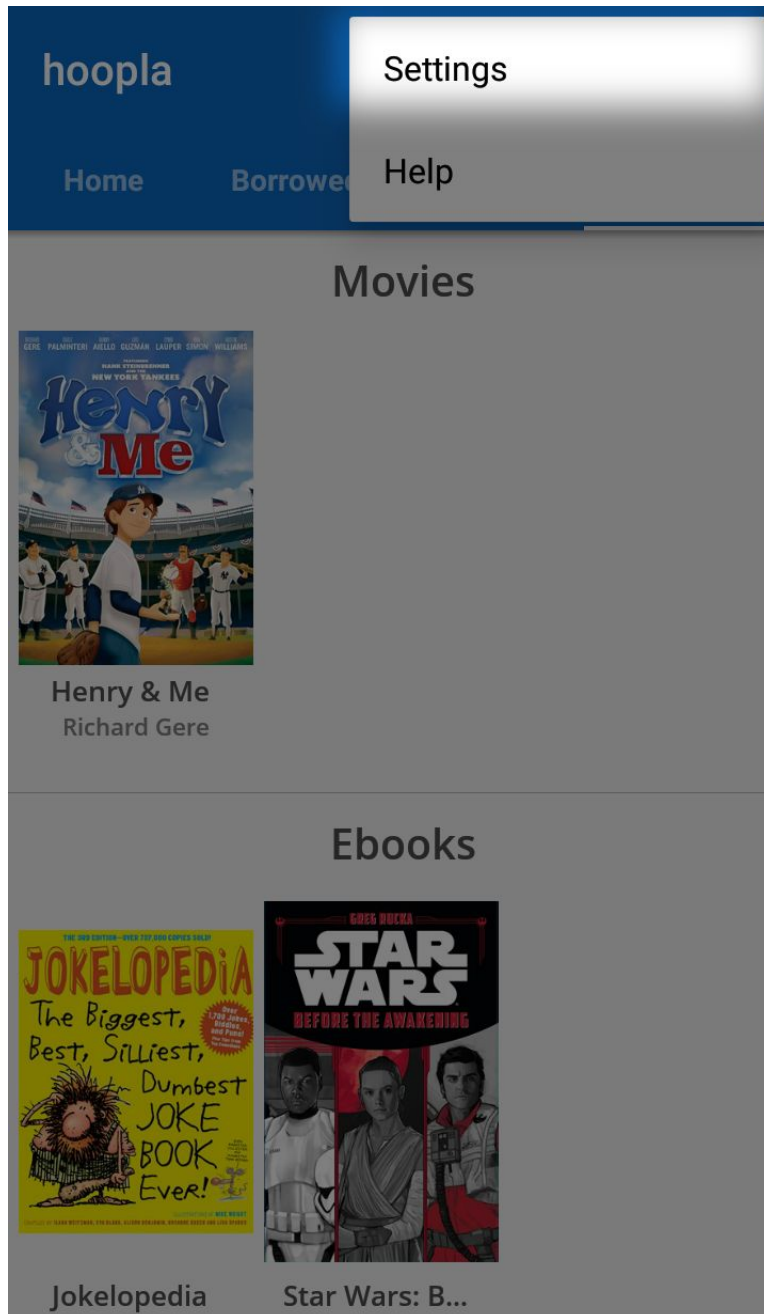
SHARE

How do you punish an immortal? By making him human. After angering his father Zeus, the god Apollo is cast down from Olympus. Weak and disoriented, he lands in New York

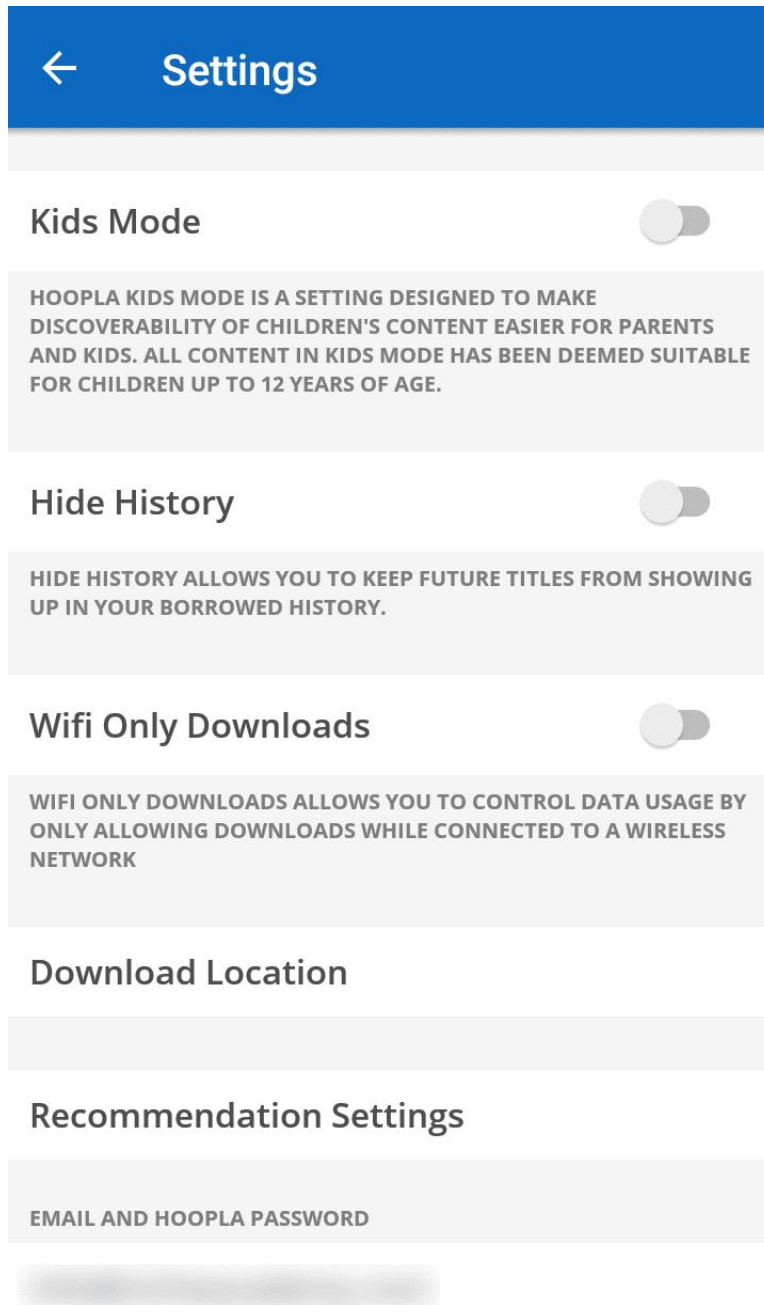
To see a full list of titles you have borrowed, **tap the Borrowed tab** on the home screen. If you are coming back to a title you have already opened, **tap the Resume bar** in the middle of the picture.



Finally, to access Hoopla's settings, **tap** and **select Settings**.




From here you can **enable Kids Mode, Hide History, and Wifi Only Downloads.**



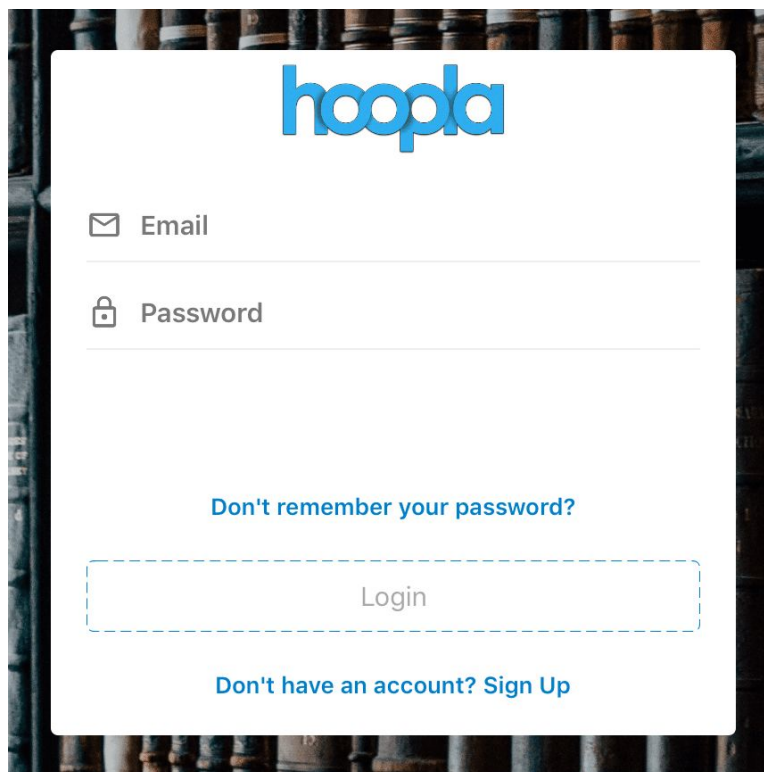
And, with that, you're ready to enjoy Hoopla.

## Apple iOS

To use Hoopla on your Apple device, **download the Hoopla Digital app** from the Apple App store.

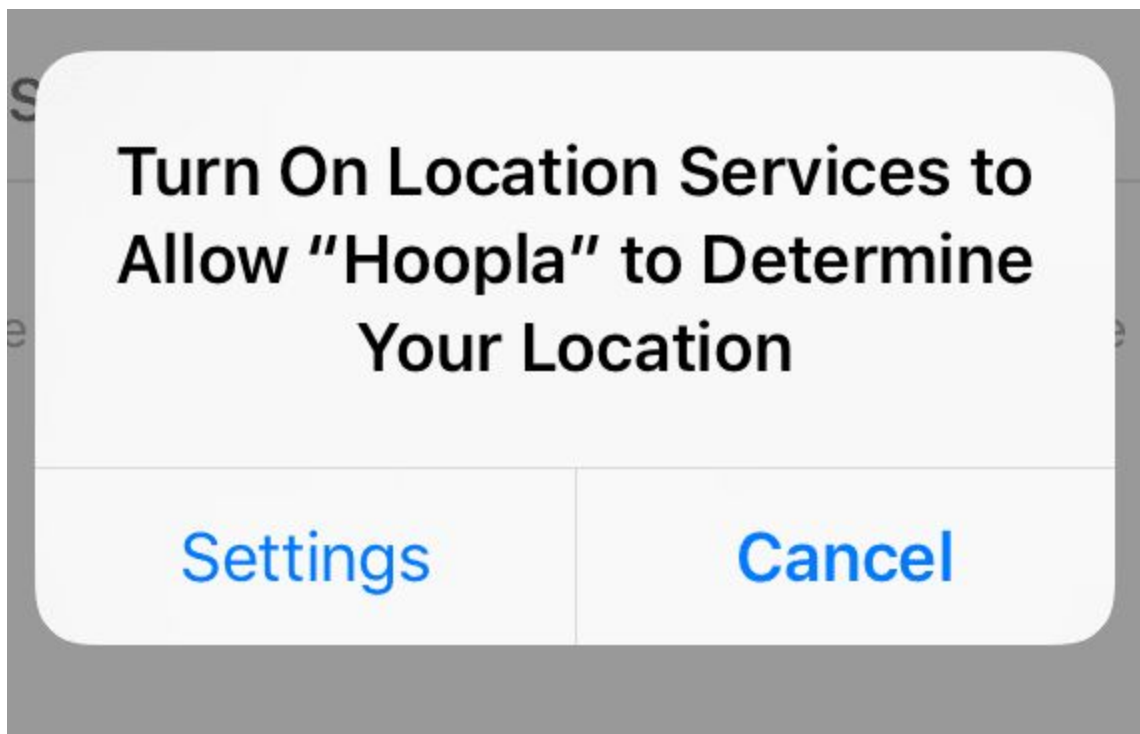


If you already have a Hoopla account, **enter your email address and password**, and then **tap the Log In button**. If you don't, tap **“Don't have an account? Sign Up”** to create one.

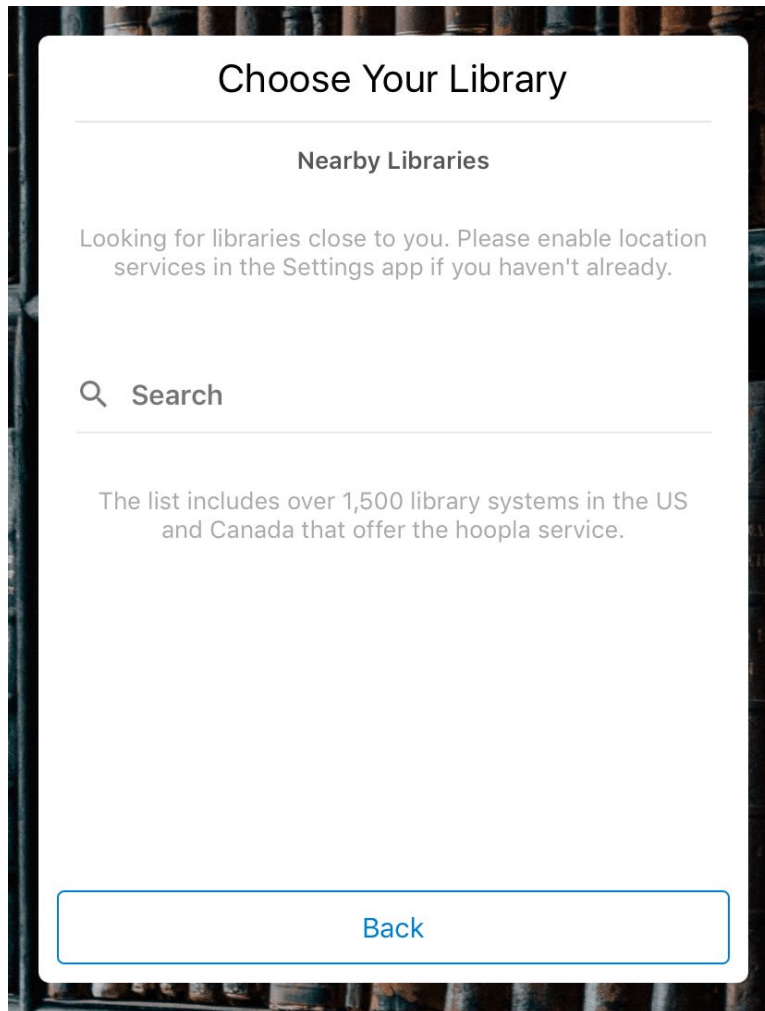




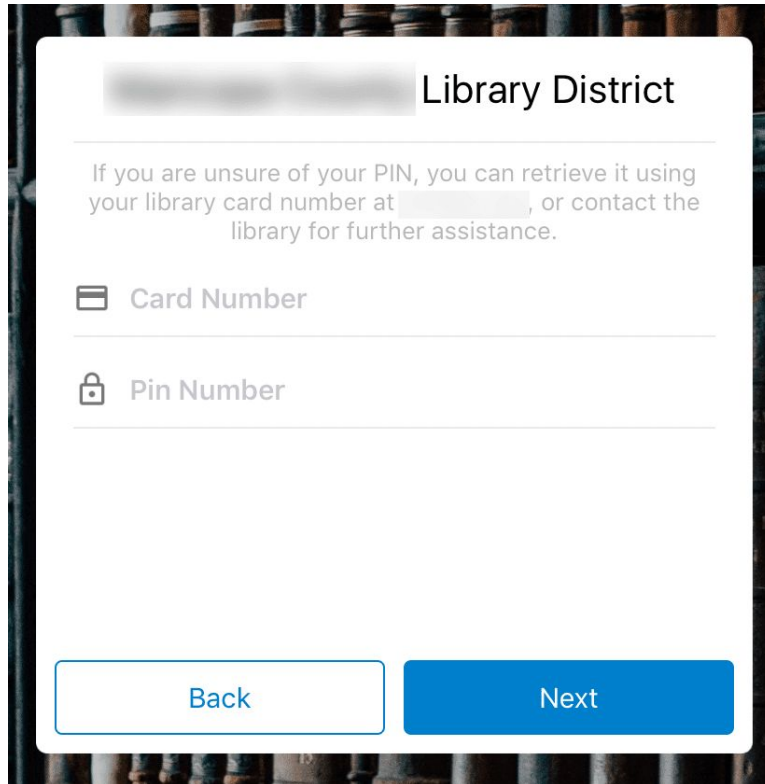
When creating an account, Hoopla will want to use the GPS on your device to find your library. **Tap Settings** to allow this, or **tap Cancel** to continue.



For the next step, **tap or search for your library name**.





**Enter your library card and PIN, and then tap Next.**

A screenshot of a mobile application login screen for 'Library District'. The screen has a white background with a blurred image of bookshelves in the background. At the top, there is a blurred input field followed by the text 'Library District'. Below this, a line of text reads: 'If you are unsure of your PIN, you can retrieve it using your library card number at [blurred], or contact the library for further assistance.' There are two input fields: the first is labeled 'Card Number' with a card icon, and the second is labeled 'Pin Number' with a lock icon. At the bottom, there are two buttons: a 'Back' button with a blue border and a 'Next' button with a solid blue background.

[blurred] Library District

If you are unsure of your PIN, you can retrieve it using your library card number at [blurred], or contact the library for further assistance.

 Card Number

 Pin Number

Back Next

With your library information entered, **enter and confirm your email address and a password**. Then **tap Next**.

✉ Email Address

---

✉ Email Confirmation

---

🔒 Password (8-40 characters)

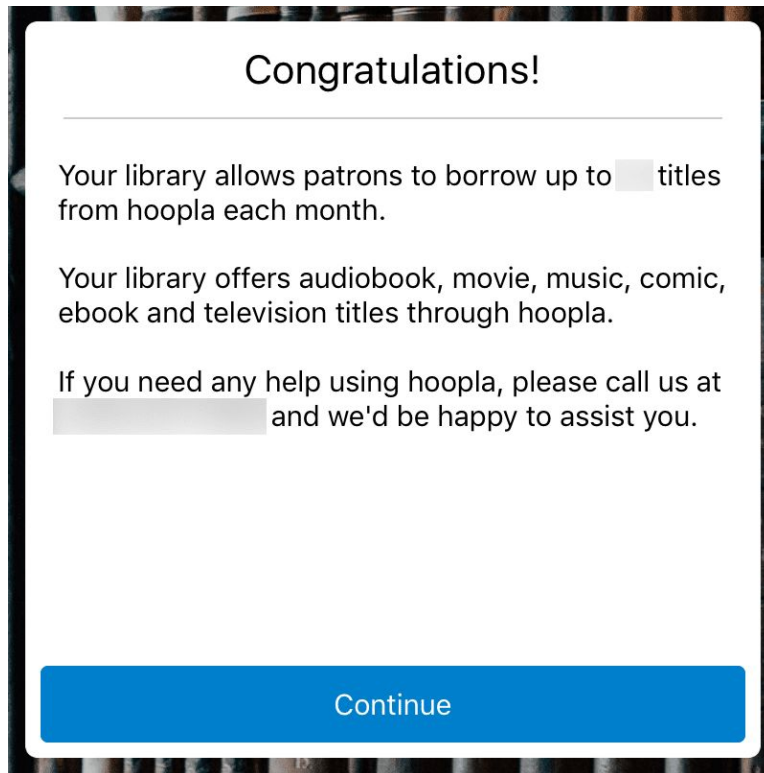
---

🔒 Password Confirmation

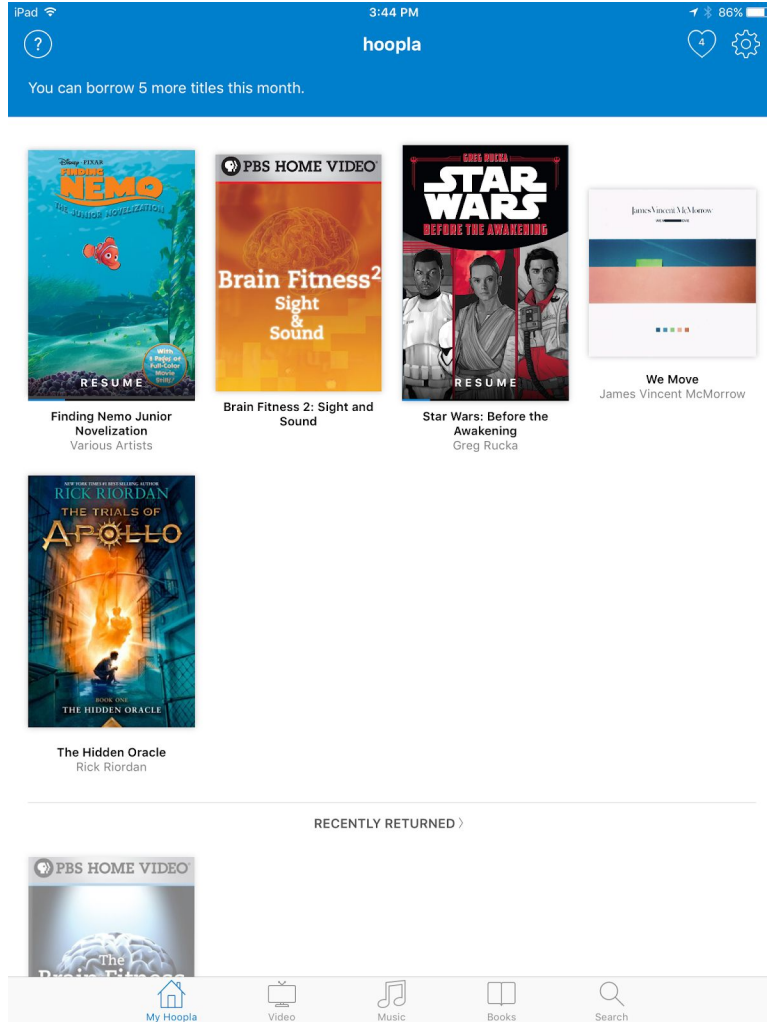
---

Back Next

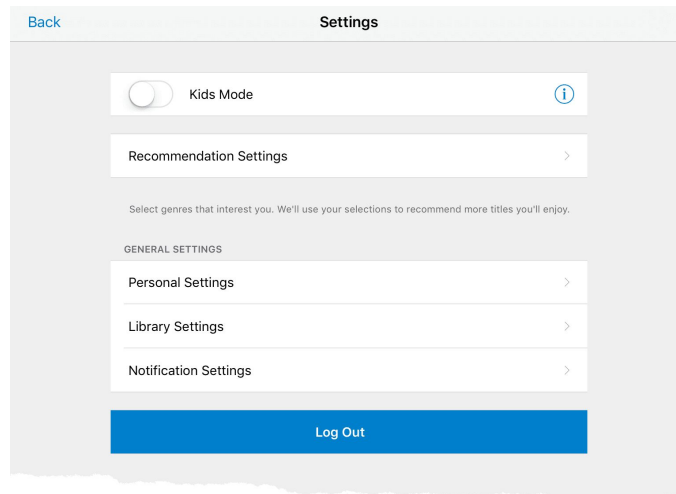
Your account is now created. **Tap the Continue button** to move on to the app.



The first thing you will see is the My Hoopla tab. Here you will see the number of borrowed and recently returned titles. To see the app settings, **tap the icon.**

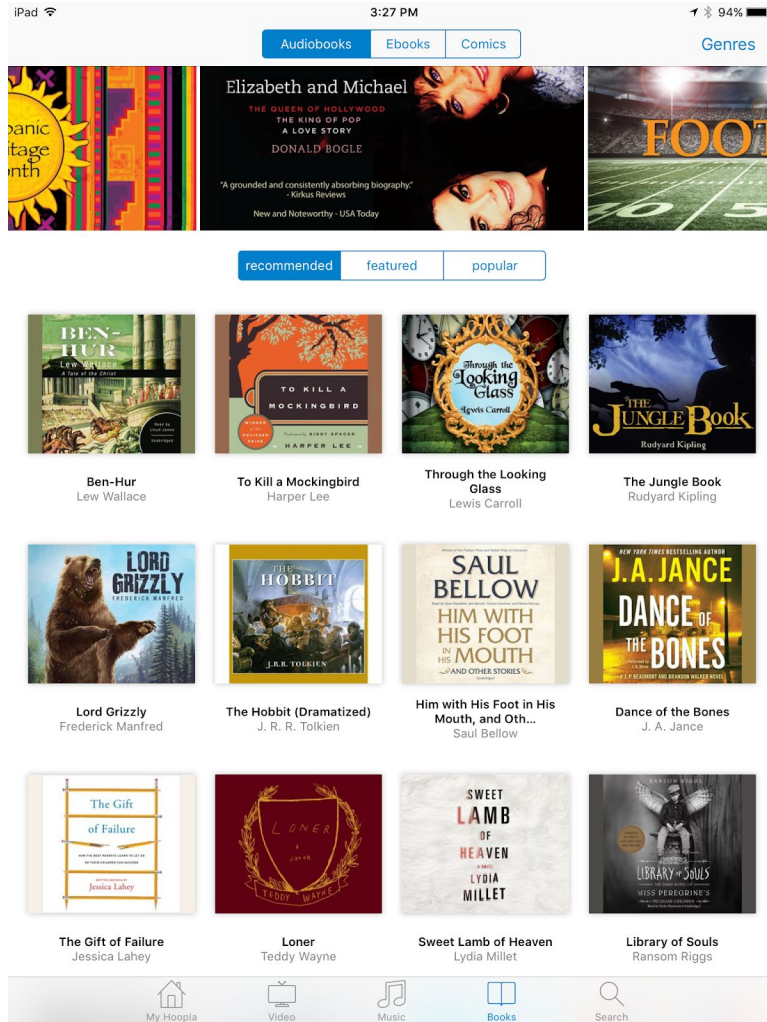


Here you can **tap the Kids Mode slider** to turn on or off a kid-friendly version of the app. You can also review your recommendations, personal, library, and notification settings. **Tap Back** to return to the main page and then tap the Video, Music, or Book tab.

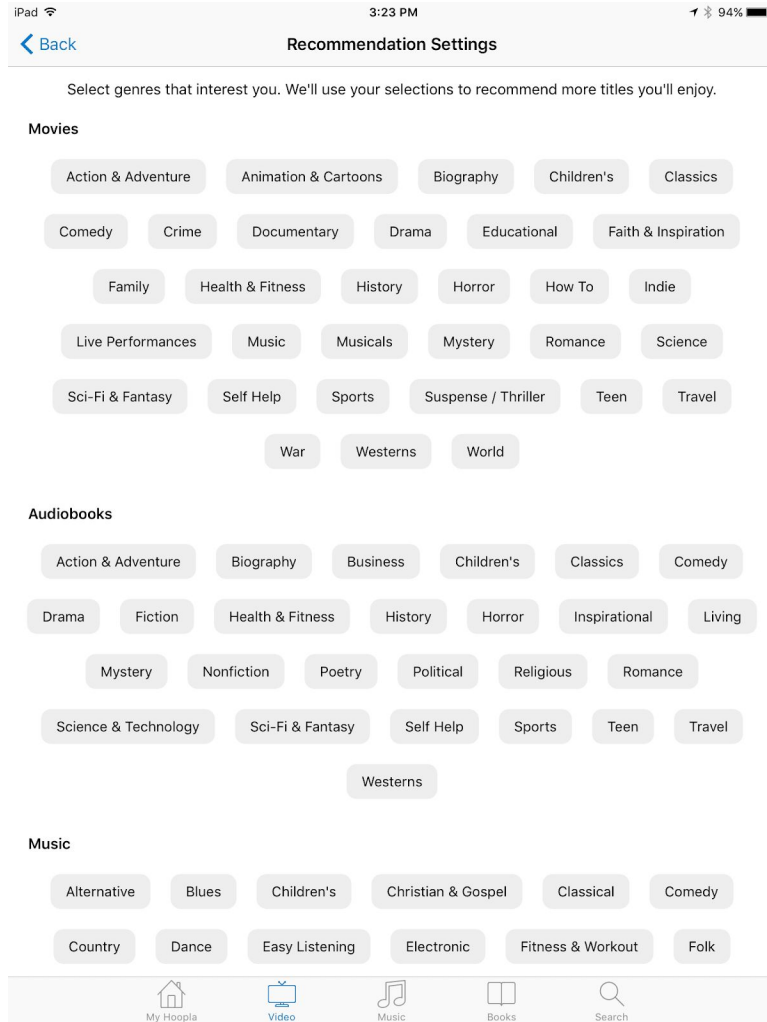


Hoopla presents titles in three different tabs—recommended, featured, and popular. **Tap a tab** to see different titles. If you don't like the suggested titles in the Recommended tab, scroll to the bottom of the page and **tap Edit your Recommendation Settings**.





**Tap the genres that interest you** and Hoopla will automatically save your settings. **Tap Back** to continue browsing.



On the information page for a title, you can **tap the Favorite button** to save the title for later or **tap the Borrow button** to view the title immediately.



This 1872 sequel to Lewis Carroll's beloved *Alice's Adventures in Wonderland* finds the inquisitive heroine in a fantastic land where everything is reversed. Looking-glass land, a topsy-turvy world lurking just behind the mirror over Alice's mantel, is a fantastic realm of live chessmen, madcap kings and queens, strange mythological creatures, talking flowers and puddings, and rude insects. Brooks and hedges divide the lush greenery of looking-glass land into a chessboard, where Alice becomes a pawn in a bizarre game of chess involving Humpty Dumpty, Tweedledum and Tweedledee, the Lion and the Unicorn, the White Knight, and other nursery-rhyme figures. Will Alice get her crown?

---

WRITTEN BY

Lewis Carroll

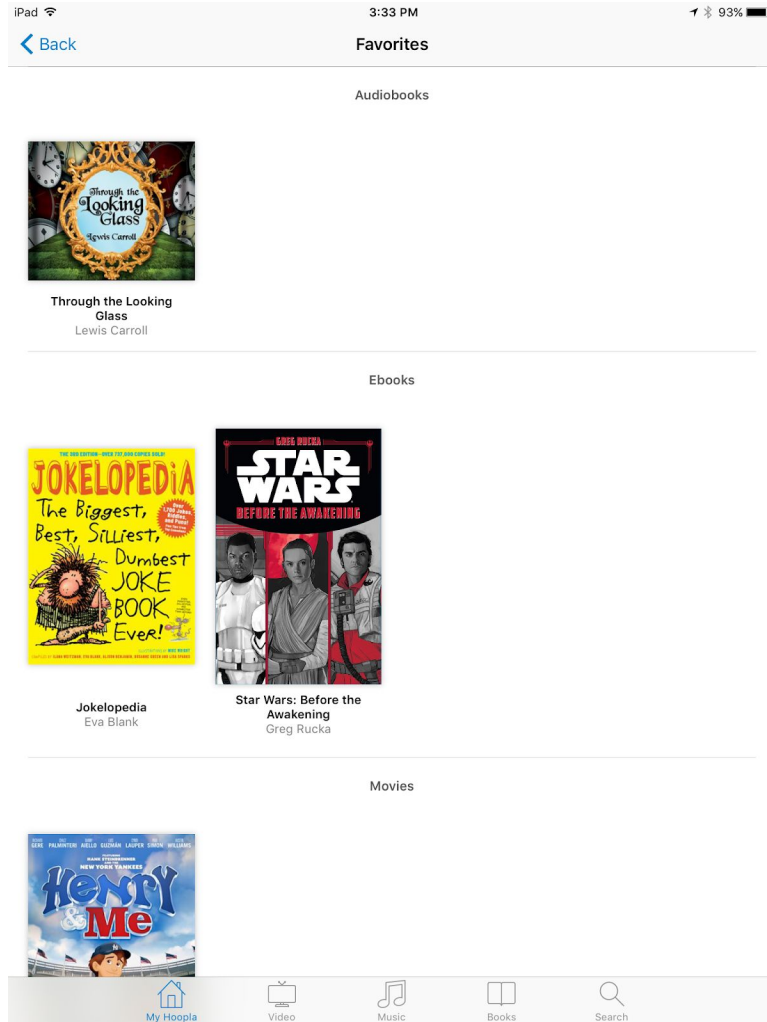
---

NARRATOR

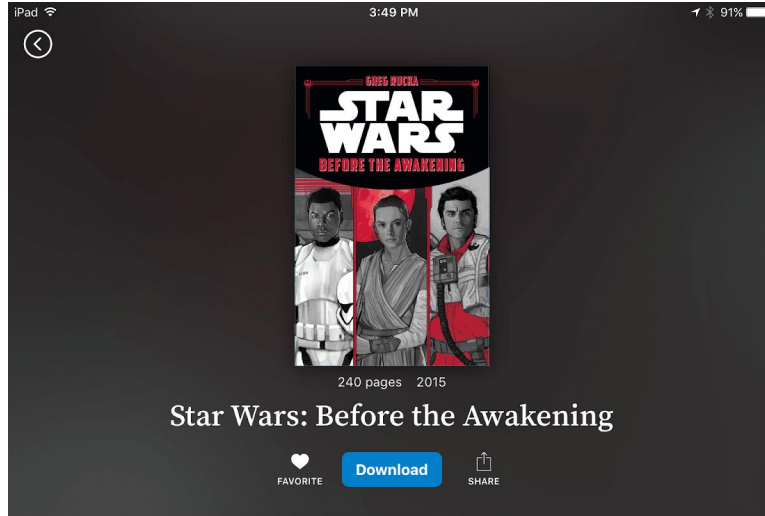
Tim Gerard Reynolds



If you choose to favorite a title and want to find it again, **tap the My Hoopla tab** and **tap the heart icon**.



If you chose to borrow the title, the Borrow button will change to “Play” for videos, audiobooks, and music or “Read” for ebooks and comics. **Tap the “Play” or “Read” button** to start enjoying your new title. If you borrowed a title using your computer, the “Play/Read” button will say “Download”. **Tap the “Download” button** to save the title to your device.



A companion piece to the "Journey to Star Wars: The Force Awakens" character novels, Star Wars: Before the Awakening is an anthology book that focuses on the lives of Rey, Finn, and Poe before the events of the Star Wars: The Force Awakens.


Part of the [Star Wars](#) series.

WRITTEN BY

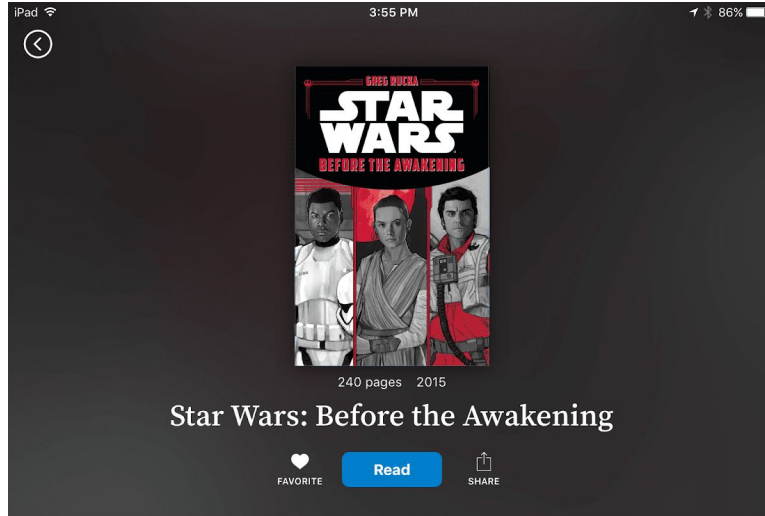


Published by [Disney Book Group](#)

SIMILAR TITLES



Once the download completes, the button will change to the “Play/Read” button.



A companion piece to the "Journey to Star Wars: The Force Awakens" character novels, *Star Wars: Before the Awakening* is an anthology book that focuses on the lives of Rey, Finn, and Poe before the events of the *Star Wars: The Force Awakens*.

Part of the [Star Wars](#) series.

WRITTEN BY

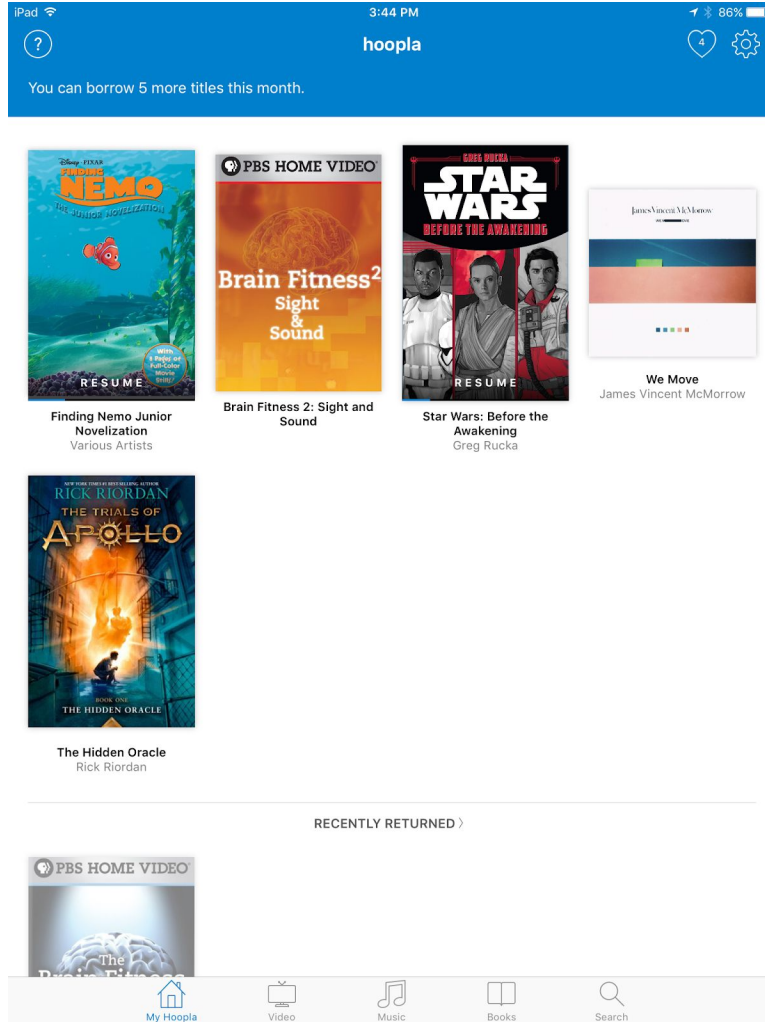


Published by [Disney Book Group](#)

SIMILAR TITLES



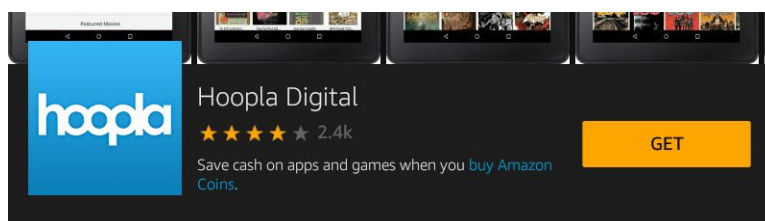
To see a full list of what you have borrowed, **tap the My Hoopla tab**. If you are coming back to a title you have already opened, **tap the “Resume” bar** in the bottom of the title’s picture to continue it.



And, with that, you're ready to enjoy Hoopla.


## Kindle Fire

To use Hoopla on your Kindle Fire, **download the Hoopla Digital app** from the App store.





If you already have an account, **enter your email address and password**, and then **tap the Log In button**. If you need to create an account, **tap Sign Up**.



When creating an account, **enter your email address and a password**,...

A screenshot of the Hoopla app's 'Sign Up' screen. At the top, there is a blue header bar with a white back arrow and the text 'Sign Up'. Below the header, the title 'Account Info' is displayed. The main content area contains four input fields: 'Your email address', 'Re-type your email address', 'Create a password', and 'Re-type your password'. Below these fields, a small note states 'Your password must be at least 8 characters'. At the bottom right, there is a blue button with the text 'Next'.

**Tap or search for your library**,...

← Sign Up

## Choose Your Library

Search by library name or city name

Library Services

Public Library

County Library System

The list includes over 1,500 library systems in the US and Canada that offer the hoopla service. If your library isn't in the list, please contact them directly and ask them to offer hoopla to their patrons!

**Tap Next** to confirm your library,...

← Sign Up

## Choose Your Library

County Library Services


✓

[Choose a different library](#)

Next

**Enter your library card information**, and then **tap the Next button**.

← Sign Up

 **County Library Services**

Library Card Number

Please enter your library card without spaces. If you need further assistance, please contact the library.

Next

With your account created, **tap Sign Up** to agree to the terms and conditions.

← Sign Up

**Your hoopla experience is only one tap away!**

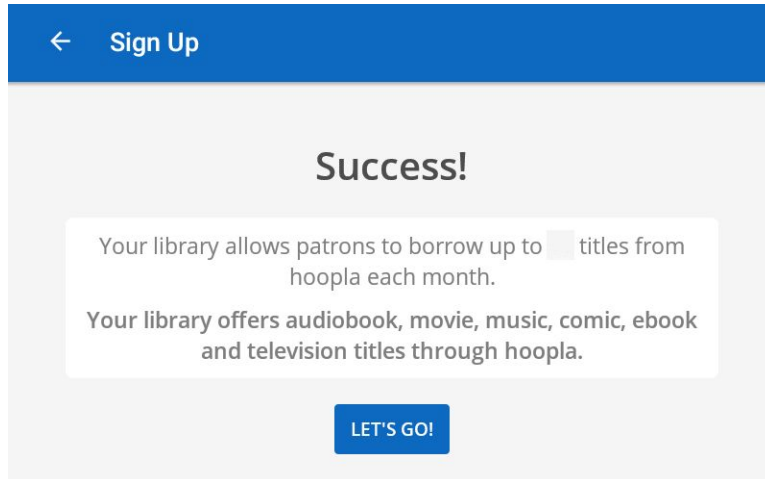
By signing up for hoopla, you are agreeing to our Terms And Conditions and our Privacy Policy.

[Tap here to read our Terms and Conditions](#)

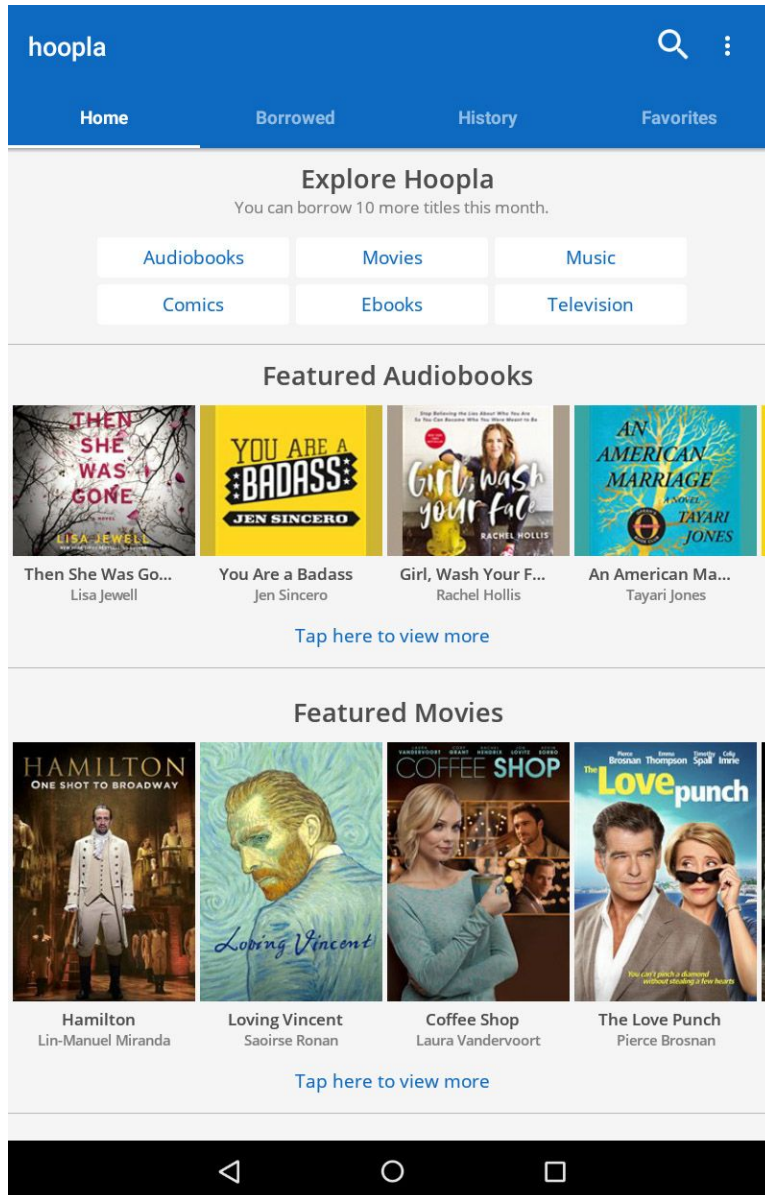
[Tap here to read our Privacy Policy](#)

Sign Up

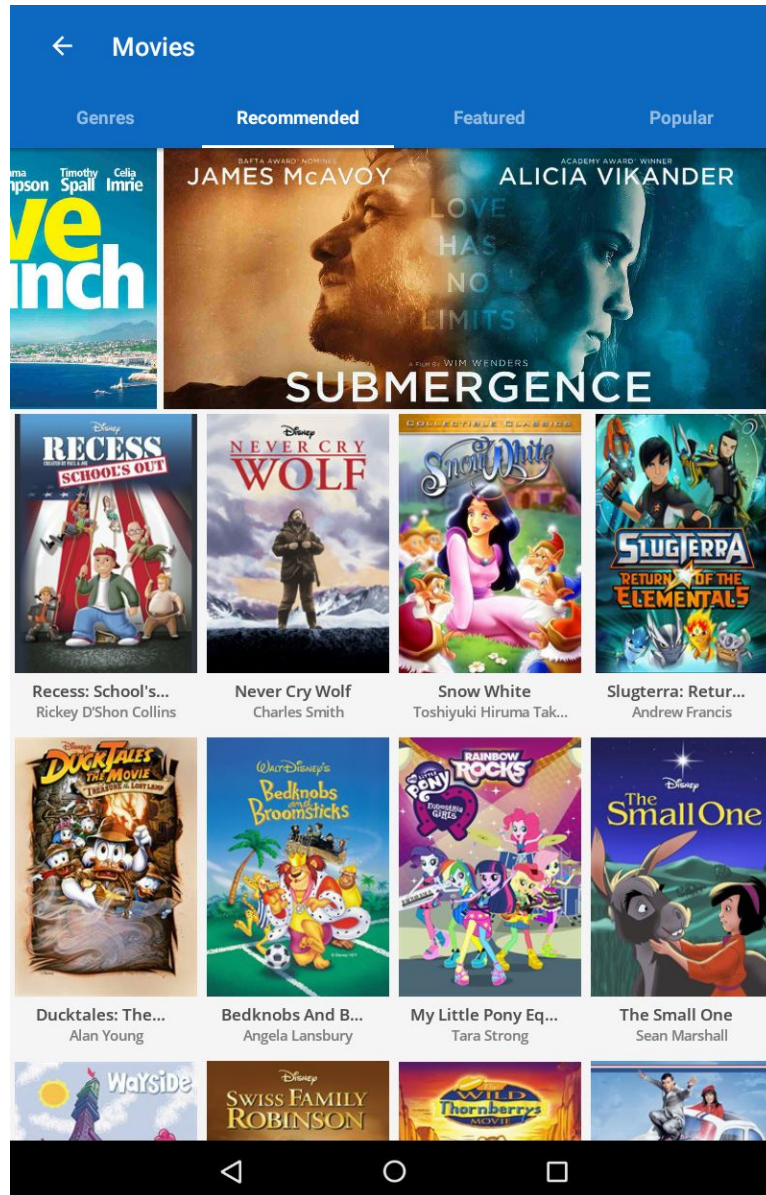
You are now able to use Hoopla. You'll first see a page describing the number of borrowing credits you have available and a collection between one and six different media types that will vary based on the library's subscription. **Tap Let's Go!** to start exploring.



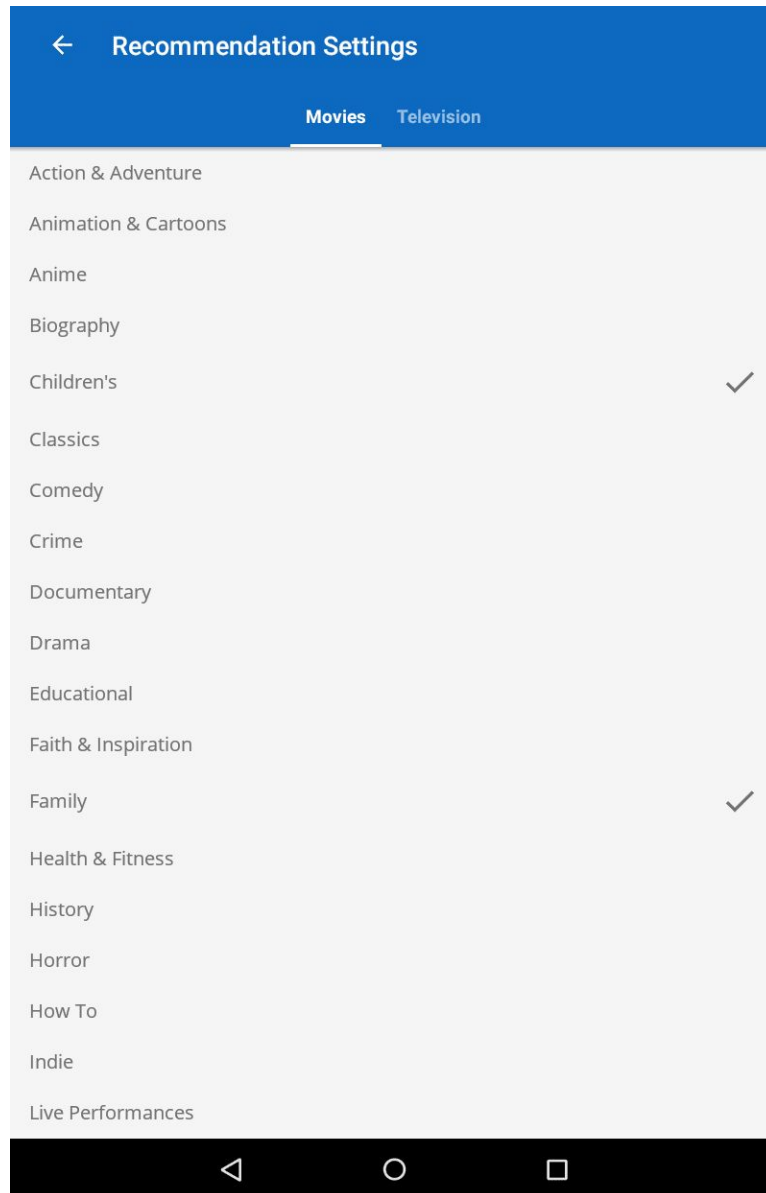
The Home tab is the first page you see after logging in. Here you can see the number of titles you have left to borrow and buttons for the different types of media available. **Tap a type of media** to browse its available titles.



You will be taken to the Recommended tab where you can **swipe left or right** or tap to change to a different tab.

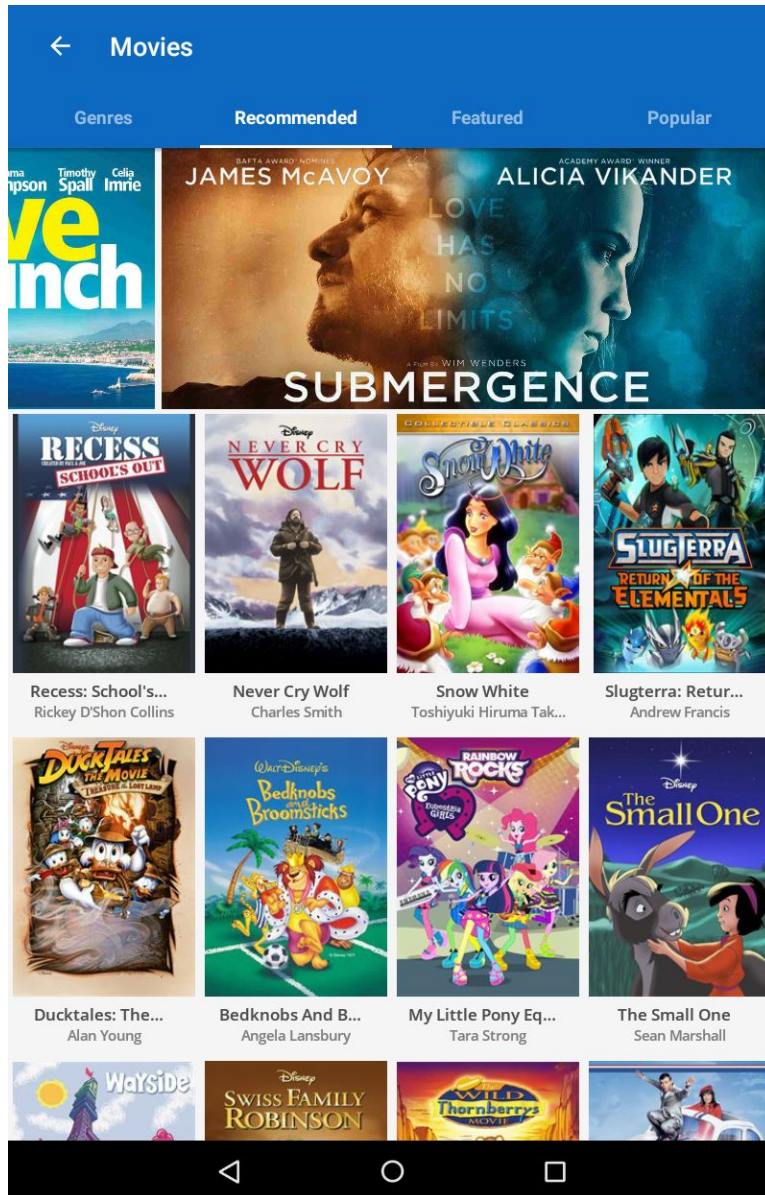


If you want to refine the titles recommended to you, scroll to the bottom of the page where you can **“Tap here to edit your recommendation settings”**. Then **select genres** you want Hoopla to recommend. To return to the Homepage, **tap the left-facing arrow** at the top of the screen.



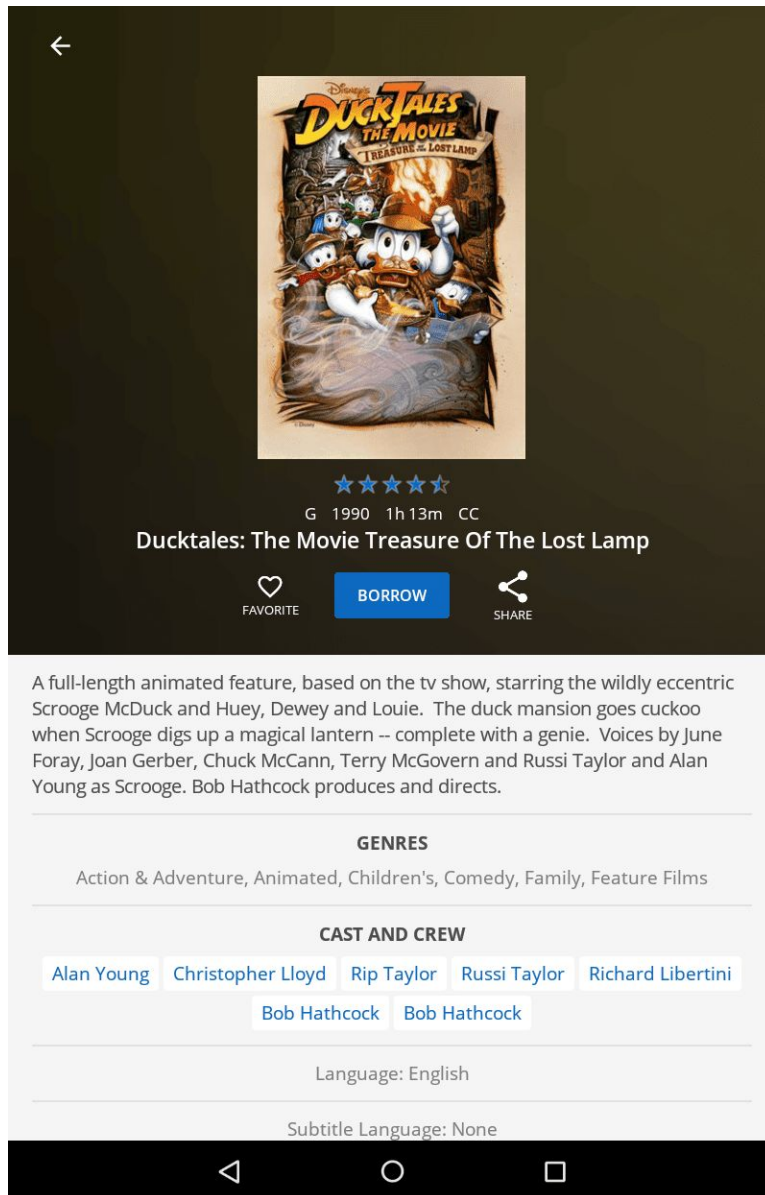
Swipe up or down to see the featured titles for each of the available types of media. When you find something interesting, **tap the title** to see more information.



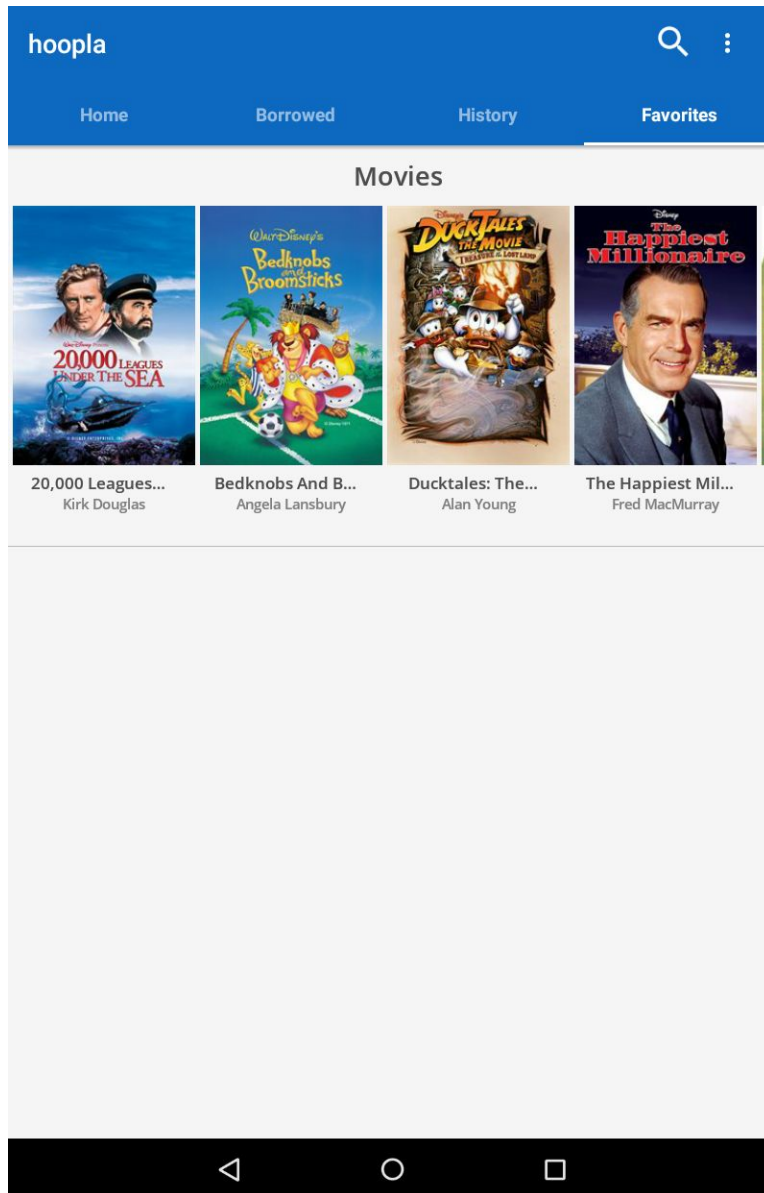


On the information page you can **tap the Favorite button** to save the title for later or **tap the Borrow button** to view the title immediately.

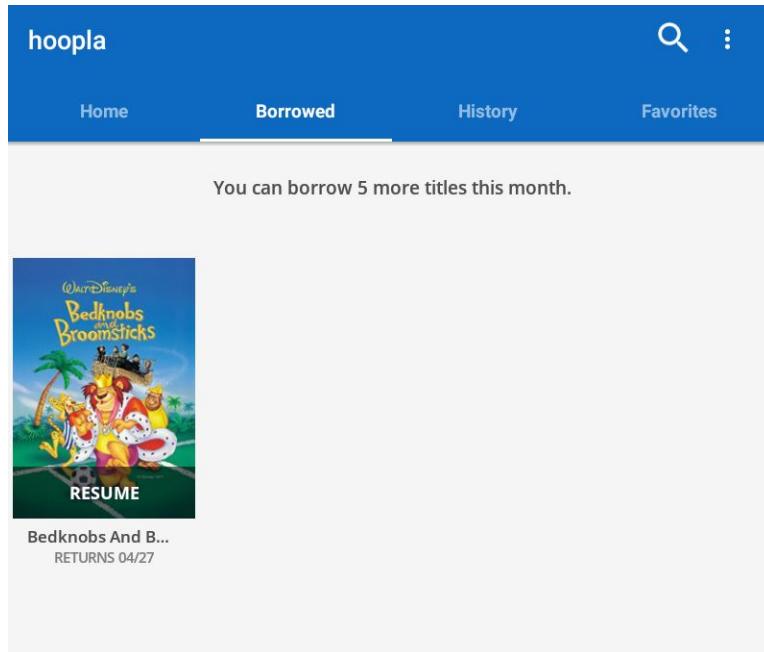




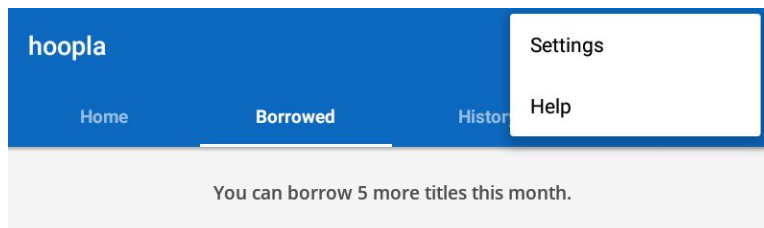
If you choose to favorite a title and want to find it again, go to the home screen and **tap the Favorites tab**.



If you chose to borrow the title, the Borrow button will change to “Play” for videos, audiobooks, and music or “Read” for ebooks and comics. **Tap the “Play” or “Read” button** to start enjoying your new title. To see a full list of titles you have borrowed, **tap the Borrowed tab** on the home screen. If you are coming back to a title you have already opened, **tap the Resume bar** in the middle of the picture.



Finally, to access Hoopla's settings, **tap the three-dot icon** and **select Settings**.



From here you can **enable Kids Mode, Hide History, and Wifi Only Downloads**.

← Settings

Kids Mode ☐

HOOPLA KIDS MODE IS A SETTING DESIGNED TO MAKE DISCOVERABILITY OF CHILDREN'S CONTENT EASIER FOR PARENTS AND KIDS. ALL CONTENT IN KIDS MODE HAS BEEN DEEMED SUITABLE FOR CHILDREN UP TO 12 YEARS OF AGE.

Hide History ☐

HIDE HISTORY ALLOWS YOU TO KEEP FUTURE TITLES FROM SHOWING UP IN YOUR BORROWED HISTORY.

Wifi Only Downloads ☐

WIFI ONLY DOWNLOADS ALLOWS YOU TO CONTROL DATA USAGE BY ONLY ALLOWING DOWNLOADS WHILE CONNECTED TO A WIRELESS NETWORK

Link TV Device

ENTER THE CODE ON YOUR TV TO LINK IT TO YOUR HOOPLA ACCOUNT.

Recommendation Settings

EMAIL AND HOOPLA PASSWORD

Password

LIBRARY

County Library Services

LIBRARY CARD

Library Card

FROM TIME TO TIME, HOOPLA SHARES KNOWLEDGE WITH LIBRARY CARD HOLDERS ON TOPICS RANGING FROM NEW TITLES TO HIGHLIGHTED FEATURES. TO ENJOY A BETTER HOOPLA EXPERIENCE, JOIN NOW BY MARKING THE BOXES BELOW:

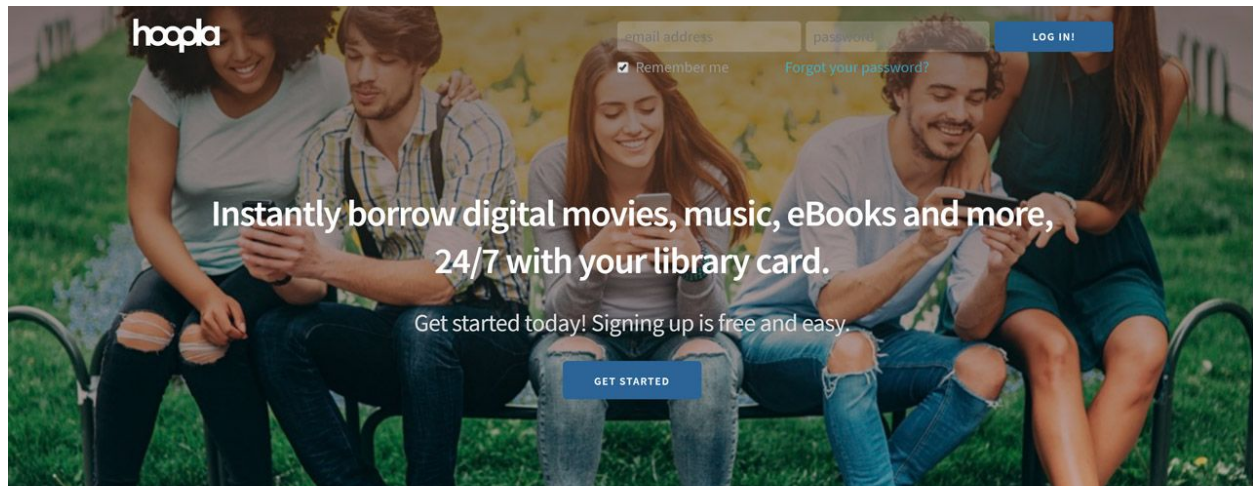
Would you like us to email you about hoopla content and features? ☐

And, with that, you're ready to enjoy Hoopla.

## Computer Web Browser

To get started using Hoopla on a computer browser, [click here](#).

If you already have an account, **enter your email address and password**, and then **click the LOG IN! button**. If you don't have an account, **click the Get Started button** in the center of the screen.

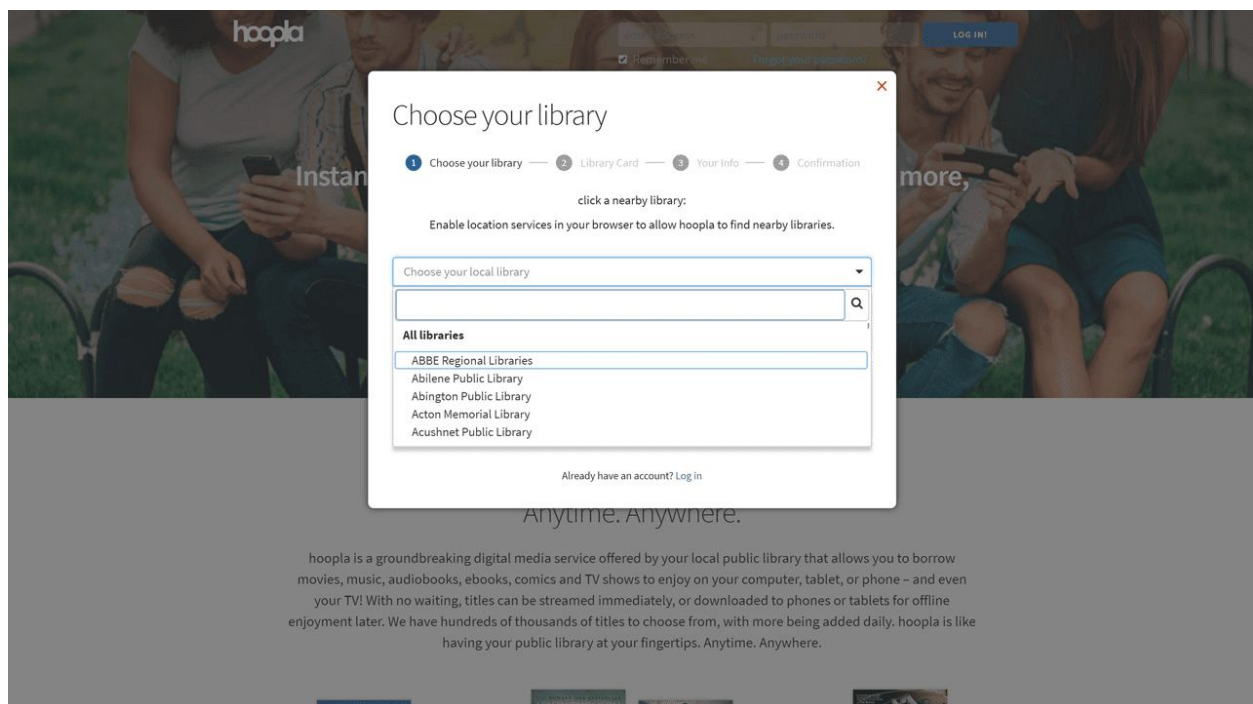


Your public library at your fingertips.

Anytime. Anywhere.

hoopla is a groundbreaking digital media service offered by your local public library that allows you to borrow

In the box that pops up, **click the Choose your local library dropdown menu, enter the name of your library, and click your library** when it appears below. **Click Next** when you're done.



**Enter your library card and PIN, and then click Next.**

The screenshot shows the Hoopla website with a modal window titled "Library Card". The modal has a progress bar at the top with four steps: 1. Choose your library (checked), 2. Library Card (active), 3. Your Info, and 4. Confirmation. Below the progress bar, there is a text instruction: "If you are unsure of your PIN, you can retrieve it using your library card number at mclidaz.org, or contact the library for further assistance." There are two input fields: "Library card" with a book icon and "Pin" with a lock icon. At the bottom of the modal are "PREVIOUS" and "NEXT" buttons. The background of the website shows a blurred image of people sitting on a bench. Below the modal, the text "Your public library at your fingertips. Anytime. Anywhere." is displayed, followed by a small line of text: "hoopla is a groundbreaking digital media service offered by your local public library that allows you to borrow".

hoopla

email address password LOG IN!

Remember me Forgot your password?

### Library Card

✓ Choose your library — 2 Library Card — 3 Your Info — 4 Confirmation

If you are unsure of your PIN, you can retrieve it using your library card number at mclidaz.org, or contact the library for further assistance.

Library card

Pin

PREVIOUS NEXT

Your public library at your fingertips.  
Anytime. Anywhere.

hoopla is a groundbreaking digital media service offered by your local public library that allows you to borrow

**Enter and confirm your email and a password. Then click Next.**

The screenshot shows the Hoopla website with a modal window titled "Your Info". The modal has a progress bar at the top with four steps: 1. Choose your library (checked), 2. Library Card (checked), 3. Your Info (active), and 4. Confirmation. Below the progress bar, there are four input fields: "Email" with an envelope icon, "Confirm email" with an envelope icon, "Password (8-40 characters)" with a lock icon, and "Confirm password" with a lock icon. At the bottom right of the modal is a "NEXT" button. The background of the website is the same as the previous screenshot. Below the modal, the text "Your public library at your fingertips. Anytime. Anywhere." is displayed, followed by a small line of text: "hoopla is a groundbreaking digital media service offered by your local public library that allows you to borrow".

hoopla

email address password LOG IN!

Remember me Forgot your password?

### Your Info

✓ Choose your library — ✓ Library Card — 3 Your Info — 4 Confirmation

Email

Confirm email

Password (8-40 characters)

Confirm password

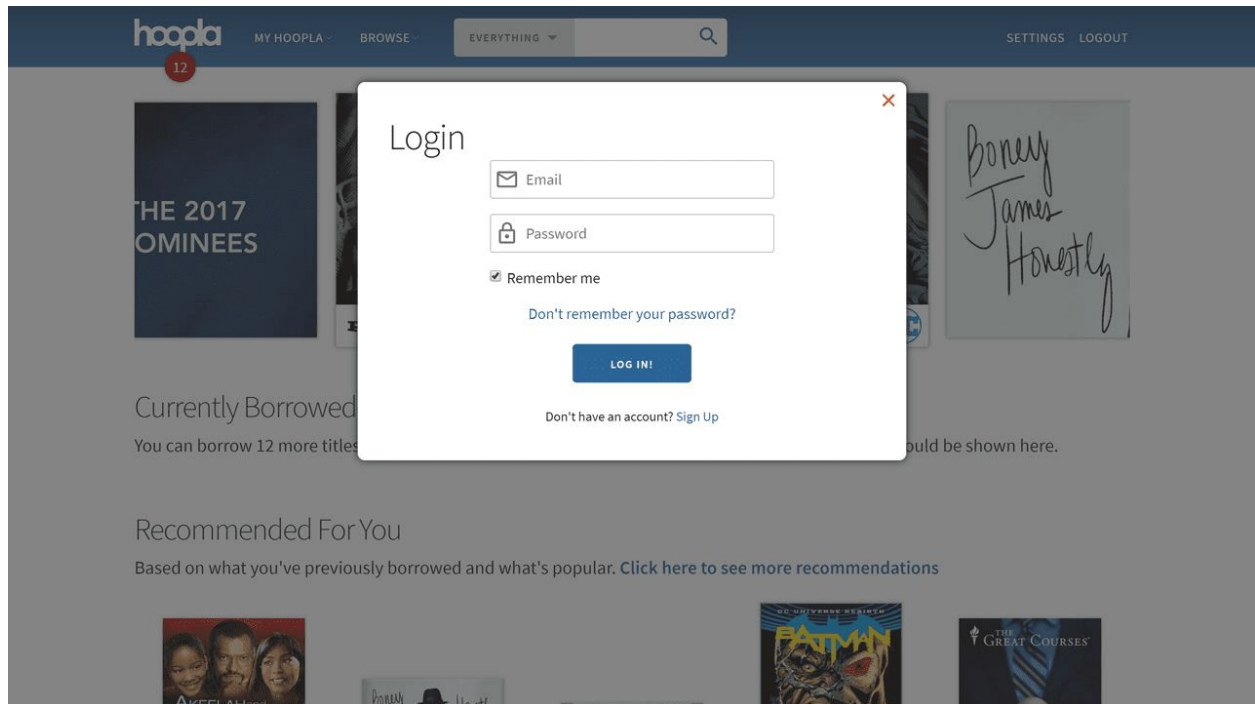
NEXT

Your public library at your fingertips.  
Anytime. Anywhere.

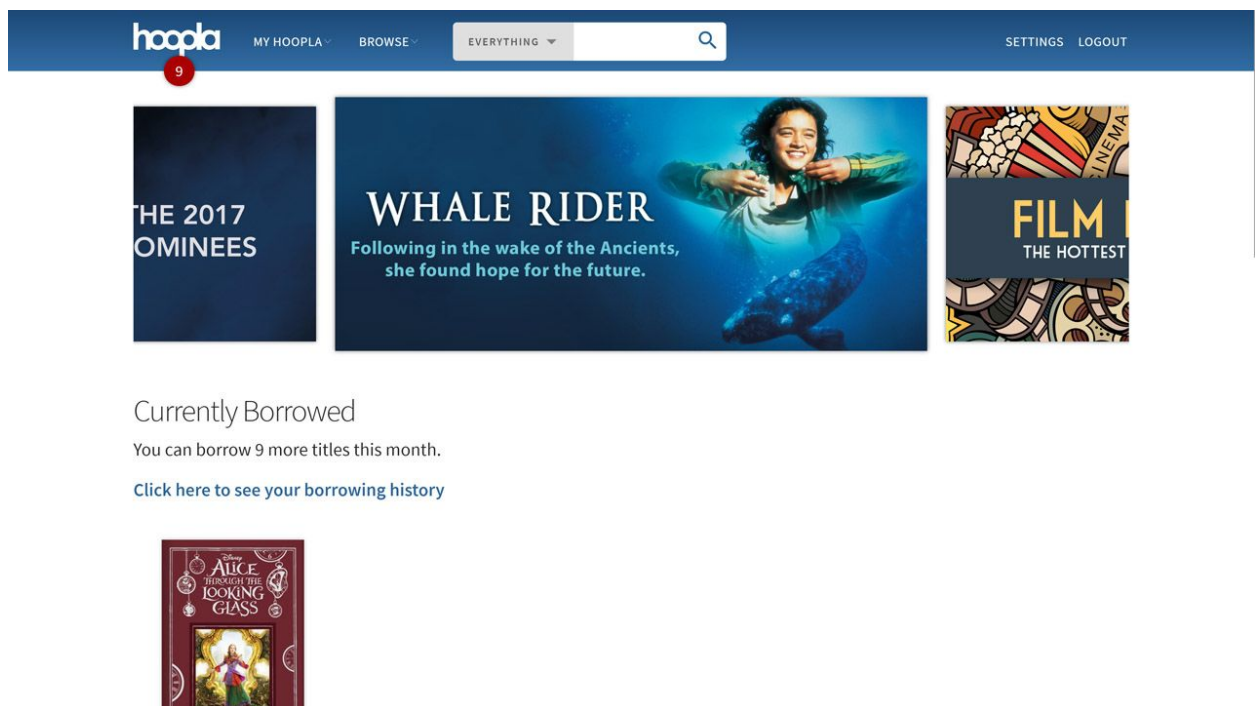
hoopla is a groundbreaking digital media service offered by your local public library that allows you to borrow

**Finally, enter your email and password, and then click the Log In! button.**





You can now use Hoopla. You will start on the home page, which shows all the titles you currently have borrowed and recently returned. To personalize your Hoopla experience, **click Settings**.



Here you can **choose the notifications you want to receive** from Hoopla, **turn on or off Kids Mode**, and **show or hide your Borrowing History**. You can also **click the Select button** to the right of Recommendations,...

hoopla MY HOOPLA BROWSE EVERYTHING SETTINGS LOGOUT

EDIT EMAIL CHANGE PASSWORD LIBRARY SETTINGS

I want to receive emails from hoopla to stay up to date on content and features. YES NO

Kids Mode  
Only show kid-appropriate content in your browse and search results. ON OFF

Borrowing History  
We normally keep track of your borrowing history to make it easier for you to borrow items again. HIDE SHOW

Recommendations  
Select categories that best fit your interests. We'll use them to recommend similar titles we think you'll enjoy. SELECT

LOG OUT

And **click the genres that interest you** for each type of media. Hoopla will use your selection to suggest media you might want to see. When you are finished, **click Done** at the top of the page.



hoopla

MY HOOPLA

BROWSE

EVERYTHING

SETTINGS

LOGOUT

7

# Recommendations

Select genres that interest you. We'll use your selections to recommend more titles you'll enjoy.

DONE

## Audiobooks

ACTION & ADVENTURE

BIOGRAPHY

BUSINESS

CHILDREN'S

CLASSICS

COMEDY

DRAMA

FICTION

HEALTH & FITNESS

HISTORY

HORROR

INSPIRATIONAL

LIVING

MYSTERY

NONFICTION

POETRY

POLITICAL

RELIGIOUS

ROMANCE

SCIENCE & TECHNOLOGY

SCI-FI & FANTASY

SELF HELP

SPORTS

TEEN

TRAVEL

WESTERNS

## Movies

ACTION & ADVENTURE

ANIMATION & CARTOONS

BIOGRAPHY

CHILDREN'S

CLASSICS

COMEDY

CRIME

DOCUMENTARY

DRAMA

EDUCATIONAL

FAITH & INSPIRATION

FAMILY

HEALTH & FITNESS

HISTORY

HORROR

HOW TO

INDIE

LIVE PERFORMANCES

MUSIC

MUSICALS

MYSTERY

ROMANCE

SCIENCE

SCI-FI & FANTASY

SELF HELP

SPORTS

SUSPENSE / THRILLER

TEEN

TRAVEL

WAR

WESTERNS

WORLD

## Music

ALTERNATIVE

BLUES

CHILDREN'S

CHRISTIAN & GOSPEL

CLASSICAL

COMEDY

COUNTRY

DANCE

EASY LISTENING

ELECTRONIC

ETHNIC & WORLDWIDE

FOLK

FREE FORM/JAZZ

HIP HOP/R&B

INDIE

JAZZ

POP

REGGAE

ROCK

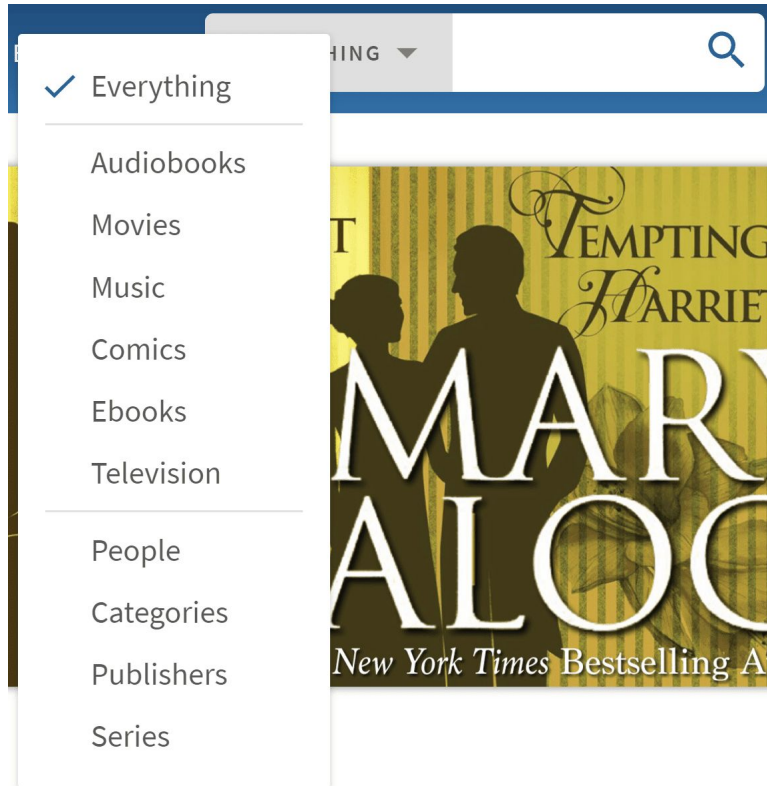
SCIENCE FICTION

NEW AGE

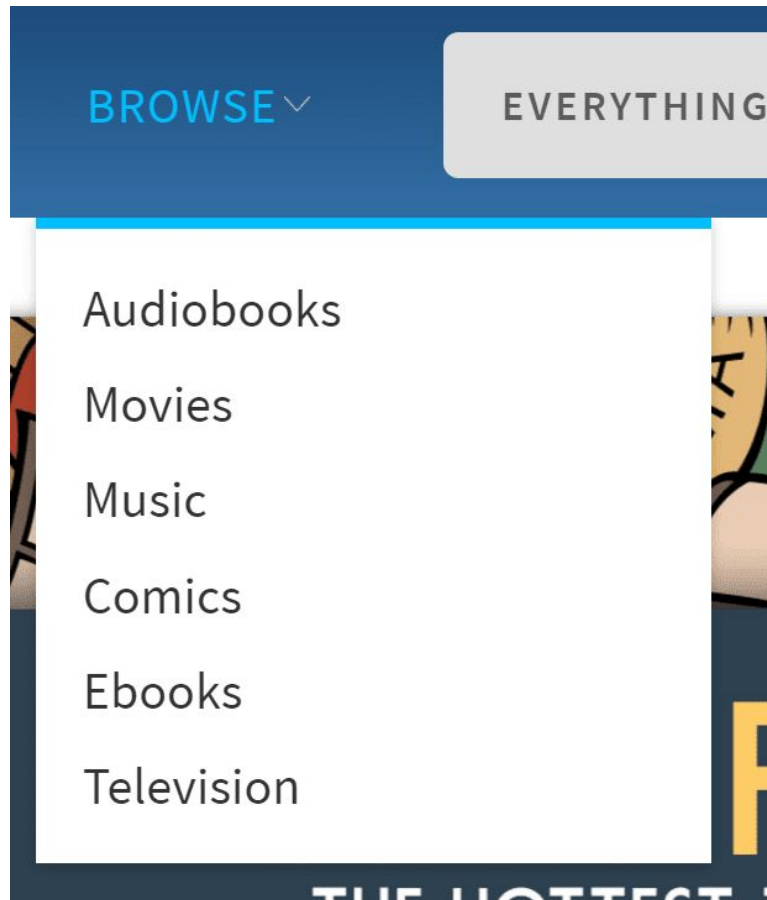
SOUL

VALENTINE

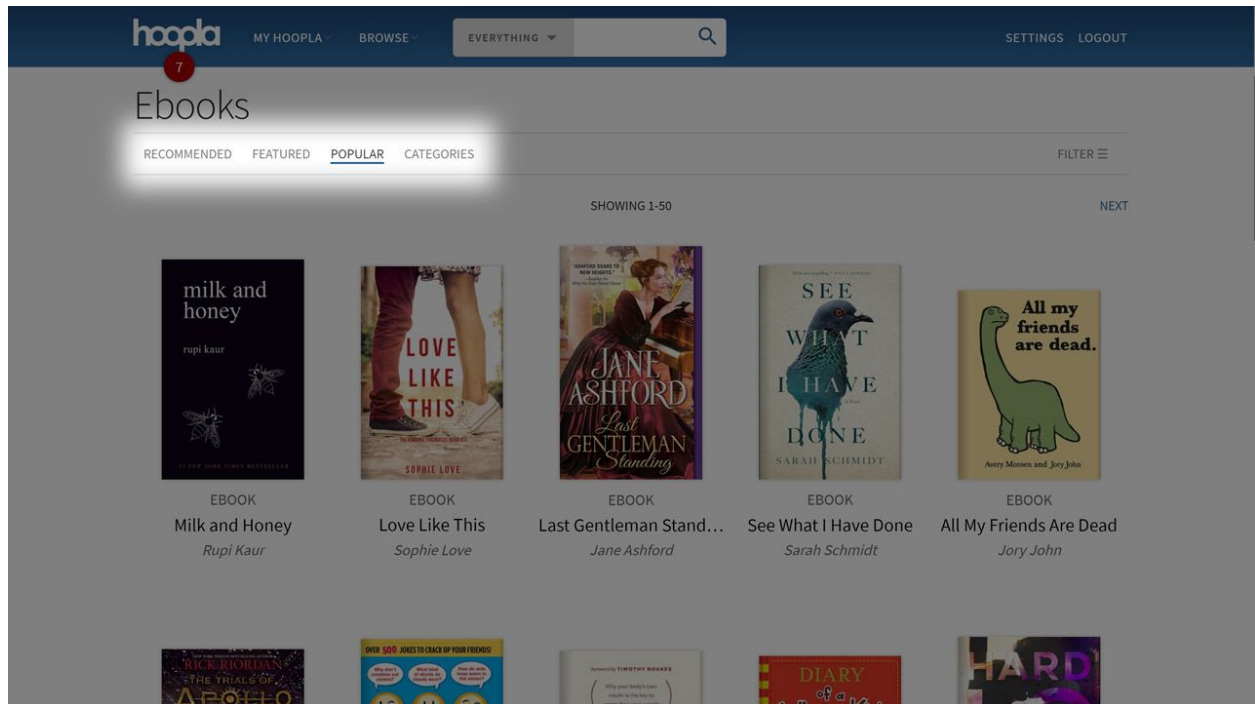
To find a title, you can **enter a term in the search bar** and limit your search to a type of media when you **click the dropdown menu** in the search bar and **select a media type**.



If you want to explore available titles, **click the Browse dropdown menu and select a media type.**




Hoopla uses four tabs to suggest titles—Recommended, Featured, Popular, and Categories. **Click a tab** to view the suggested titles.



When you have found a title that interests you, **hover over the title**. You can **click the Borrow button** to immediately check out the title, or **click the button** to add it to your favorites. If you want more information, **click the picture**.

## See What I Have Done



RATE THIS TITLE



Sarah Schmidt

Fiction

2017 324 printed pages

**BORROW**



A pop up will appear with a detailed description, similar artists, and similar titles. You have the ability to borrow and add to favorites here as well; just

click the **Borrow** button below the title's picture or **click the** in the top-right corner.

The screenshot shows the Hoopla website interface. At the top, there's a navigation bar with 'hoopla', 'MY HOOPLA', 'BROWSE', 'EVERYTHING', a search icon, 'SETTINGS', and 'LOGOUT'. The main content area features the book 'See What I Have Done' by Sarah Schmidt, published in 2017. The book cover is displayed on the left, showing a blue bird on a yellow background with the title 'SEE WHAT I HAVE DONE' and the author 'SARAH SCHMIDT'. Below the cover is a 'RATE THIS TITLE' section with five yellow stars and a 'BORROW' button. To the right of the cover, the text 'by Sarah Schmidt' and 'A Novel' are shown. Below this is a detailed synopsis of the book. At the bottom of the synopsis are two buttons: 'Fiction' and 'Literary'. A small note at the bottom of the page states: 'This title is available for 21 days after you borrow it. This title is available for streaming and downloading (mobile devices only).'

See What I Have Done 2017

GROVE/ATLANTIC, INC. ENGLISH 324 PRINT PAGES

by Sarah Schmidt

A Novel

Lizzie Borden took an axe, and gave her mother forty whacks. When she saw what she had done, she gave her father forty-one. Or did she? In this riveting debut novel, *See What I Have Done*, Sarah Schmidt recasts one of the most spellbinding murder cases of all time into a sensitive and humane portrait of two sisters caught inside a volatile household-and what it means to be free and truly loved. On the morning of August 4, 1892, Lizzie Borden calls out to her maid Bridget: Someone's killed father. The discovery of the brutal axe-murders of Andrew and Abby Borden under their own roof in Fall River, Massachusetts paralyzes the small community. No one can understand why anyone would want to harm the respected Bordens. But secret witnesses to the crime have a different tale to tell-of a father with an explosive temper; a spiteful step-mother; and two spinster sisters, with a bond even stronger than blood, desperate for their independence. As the police search for clues, Emma comforts an increasingly distraught Lizzie whose memories flash in scattered fragments. Had she been in the barn or the pear arbor to escape the stifling heat of the house? Before or after she last spoke to her stepmother? Were they really gone and would everything be better now? Through the overlapping perspectives of the unreliable Lizzie, her older sister Emma, the housemaid Bridget, and the enigmatic stranger Benjamin, we return to what happened on that fateful day.

RATE THIS TITLE

★★★★★

BORROW

Fiction Literary

This title is available for 21 days after you borrow it. This title is available for streaming and downloading (mobile devices only).

Once you've borrowed a title, the borrow button will change to "Read" for books and comics or "Play" for music and videos. **Click the Read or Play button** to open the title in your browser.

This is a close-up view of the bottom portion of the book page. It shows the author's name 'SARAH SCHMIDT' at the top, followed by the 'RATE THIS TITLE' section with five yellow stars. Below the stars is a large blue button with the word 'READ' in white capital letters.

SARAH SCHMIDT

RATE THIS TITLE

★★★★★

READ

Finally, to find a list of your borrowed and favorited titles, **hover over My Hoopla** and **select Currently Borrowed or Favorites**.

